


First read this

REF2

First read this

Summary

- 1. INTRODUCTION.....4**
- 2. MANUALS5**
 - 2.1. Generic manuals5
 - 2.2. Specific manuals for individual programs.....5
- 3. SPECIALISATIONS.....6**
- 4. EDITING HISTORY8**


	REI2 Introduction First read this	Doc: R2U_1_1079_001_E Version: 1.079 Page 4 of 9
---	---	--

1. Introduction

Congratulations on buying Microgate REI2.

In the package you will find the following material:

- Read this first (this document).
- REI2 stopwatch.
- Bag for transport.
- Adaptor / battery recharger.
- REI2 / PC connection cable.
- Two roles of thermal paper.
- User manual.
- Specific manuals for individual programs.

	REI2 Introduction First read this	Doc: R2U_1_1079_001_E Version: 1.079 Page 5 of 9
---	---	--

2. Manuals

This first document contains a brief description of the manuals available and the operational context in which the software they refer to can be used.

Manuals for REI2 are of various kinds.

2.1. *Generic manuals*



User manual: This is the first document you should read. It contains the conditions of use and the guarantee, a physical description of the device, the names of the various keys and the other features the device consists of, as well as instructions for connection to the various peripherals and the power supply.

Together with the manual you will find the manuals for the LinkGate© and LinkPod© systems.

Transmission protocols: Manual for details of the communication protocols between REI2 and PC.

2.2. *Specific manuals for individual programs¹.*

Single starts: This manual illustrates the single starts program which thanks to its flexibility allows the timing of sports competitions on both linear and circuit courses.

Group starts: Describes the functioning of the extensions of the **single starts** program specially designed for the timing of competitions in which competitors start in a group as, for example, in long-distance cross-country ski races and cycling.

Simple stopwatch: Manual for the relatively simple but extremely versatile program for timing those competitions in which the basic objective is to take times without having to match them up with race numbers as, for example, in light track athletics, or to measure the duration of a specific event, such as an ice-hockey match. It also includes sophisticated countdown functions.

Parallel slalom: Manual for the use of the timing program specifically designed for parallel slalom competitions.

Show jumping: Manual for the timing program specifically designed for show jumping competitions and for all those competitions in which penalties are assigned during a run. It is for competitions in which only one competitor is in the field at any one time.

Swimming: Manual describing the swimming program. For use in competitions in which race courses are divided into individual lanes.

Dual Timer: Describes the program created for timing track cycling races and similar competitions such as speed skating.


PC-Online: Reference manual for the program which transforms REI2 into a powerful peripheral device in the system of electronic processing responsible for data management.

¹ You may find that your REI2 package does not contain the manuals for the software you have not purchased; if you wish, you can download them from the Microgate site at www.microgate.it.

3. Specialisations

In the following table the possible combinations between the various sports disciplines and the programs which may be used are listed. The table is certainly not exhaustive or complete but only aims to advise you in the choice of the program to use.

Discipline	Specialisation	Program	Configuration
Athletics	Field (shot-put, high jump, ...)	Simple stopwatch	Countdown
Athletics	Track (100, 200, 400 ... 10000)	Simple stopwatch	Athletics
Athletics	Road (marathon, mountain run)	Group starts	
Motor sports	Hill climbs and rallies	Simple stopwatch	Countdown
Motor sports	Single start rallies	Single starts	
Motor sports	Endurance trials	Simple stopwatch	Motor sport
Motor sports	Circuit races	Group starts	
Motor sports	Mountain races	Single starts	Alpine skiing
Canoeing	Olympic	Group starts	
Cycling	Stage races	Group starts	
Cycling	Individual time trials	Single starts	Nordic skiing
Cycling	Downhill	Single starts	
Cycling	Track chase	Track chase	
Cycling	Track chase	Dual timer	Cycling
Gymnastics	Artistic	Simple stopwatch	
Ice-hockey		Simple stopwatch	
Equestrianism	Show jumping	Show jumping	
Equestrianism	Cross-country	Single starts	
Equestrianism	Trot and flat racing	Group starts	
Judo		Simple stopwatch	
Karate		Simple stopwatch	
Wrestling		Simple stopwatch	
Powerboating	Circuit	Group starts	
Powerboating	Off shore	Simple stopwatch	
Swimming	Open water	Group starts	
Swimming	Pool	Swimming	
Water polo		Simple stopwatch	
Water polo		Simple stopwatch	
Skating	Figure	Simple stopwatch	
Skating	Long-distance	Group starts	
Skating	Speed	Dual timer	Skating
Boxing		Simple stopwatch	
Skiing	Carving	Simple stopwatch	Carving
Skiing	Individual cross-country, biathlon	Single starts	Nordic skiing
Skiing	Parallel	Parallel	
Skiing	Slalom, giant, super giant, downhill	Single starts	Alpine skiing
Skiing	Relay	Group starts	
Skiing	Cross-country Gundersen method	Single starts	Gundersen pursuit
Sailing		Simple stopwatch	

	REI2 Introduction First read this	Doc: R2U_1_1079_001_E Version: 1.079 Page 7 of 9
---	---	--

The names of the basic configurations offered by the various programs are given purely as an indication and refer to the settings (accuracy of measurement, rounding off, holdoff time disactivation lines, displayboards) normally used for the timing of the specialisations they refer to. There is no limit on the use of particular configurations for sports which may have nothing in common except timing requirements.


For details of the various configurations consult the manuals of the individual programs. Remember that each parameter defined in a particular setting can be modified according to the user's wishes. Any cases of incompatibility are indicated in the program manuals.

If the software installed on REI2 should be unsuitable for your needs, contact Microgate, which will create customised programs to meet your requirements.

4. Editing history

The following table summarises the main modifications made to this document.

Program version	Chapter	Page	Editing description
1.03			Only internal modifications made.
1.07.9			General edit for version 1.07.9

	REI2 Introduction First read this	Doc: R2U_1_1079_001_E Version: 1.079 Page 9 of 9
---	---	--

Copyright

Copyright © 1999, 2005 by Microgate s.r.l.
All rights reserved

No part of this document or of any of the individual manuals may be copied or reproduced without previously making a written application to Microgate s.r.l. for authorisation.

All the marks or names of products mentioned in this document or in the individual manuals are or may be registered marks belonging to the individual firms.

Microgate, REI2, REI, RaceTime, MicroTab, μ Tab, MicroGraph, μ Graph, MicroBeep, μ Beep, Uploder, Microrun, MicroLink, μ Flasher, LinkPod, LinkGate, LinkGate encoder, LinkGate decoder, EncRadio, DecRadio, Polifemo, MicroSem, μ Sem, are registered marks of Microgate s.r.l. or of licensed users.

Microgate s.r.l. reserves the right to modify the products described in this document and/or in the relative manuals without notice.

Collaborators in the creation of REI2 and the preparation of the relative manuals are:

Ing. Roberto Biasi

Dr. Vinicio Biasi

Ing. Federico Gori

Ing. Alessandro Miorelli

Giuliano Menestrina

Daniele Veronese

The software and manuals are available in the following languages: Italian, English, German and French.

Microgate S.r.L
39100 Bolzano - Bozen
Via Stradivari, 4 Stradivaristr.
ITALY

Tel. +39 471 501532 - Fax +39 471 501524
e-mail info@microgate.it

